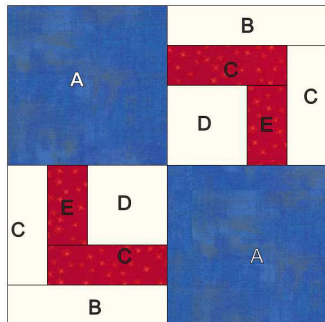


0216 Stacked Squares 12" Rotary Cutting and AccuQuilt

Scan or click code to see video



Includes instructions for using the Quilting Apps to determine quilt size, fabric requirements and cutting instructions.


Quilting Apps Worksheet



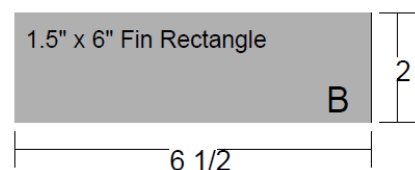
Quilting Apps



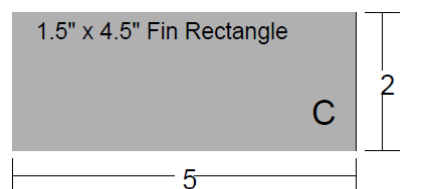
AccuQuilt Dies (if any) listed below each patch.



55000 or 12" Qube Shape 1



Use 2" strip cutter to cut strips. Sub cut into 6.5" segments.

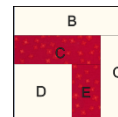


Use 2" strip cutter to cut strips. Sub cut into 5" segments.

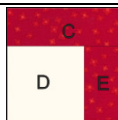
1. Sew all the E patches to all the D patches.



4. Sew all the B patches to all the units from step 3.



2. Sew all the accent C patches to all the units from step 1.

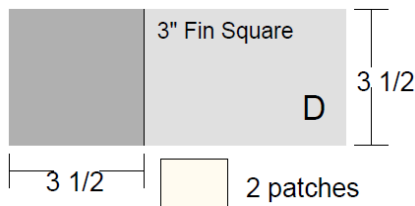


5. Refer to diagram to assemble block.

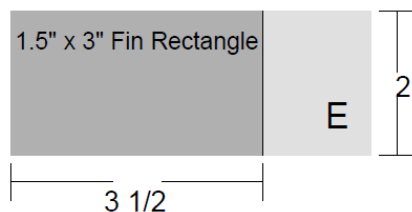
3. Sew all the background C patches to all the units from step 2.



See video for instructions for demo on how to use the Quilting Apps to make a quilt of any size using this block. The results include quilt size, fabric requirements and cutting instructions for any size quilt.



55006, 55701 or 6" Qube Shape 1



55158 or 6" Qube Shape 8 or Use 2" strip cutter to cut strips. Sub cut into 3.5" segments.