
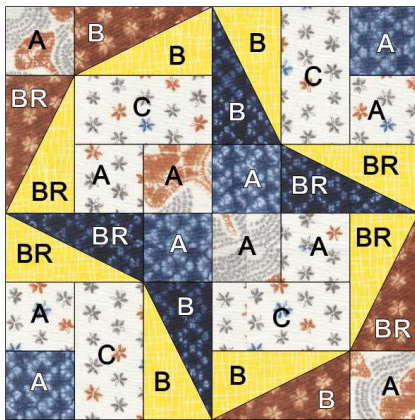


Block of the Day 2023

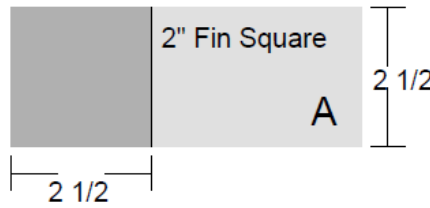
0610 Wildflowers and Butterflies 12"

Scan code to see video



4 Blocks.

There is a free pattern download from Robert Kaufman Fabrics for a 44.5" x 56.5" quilt. Scan the code to download.



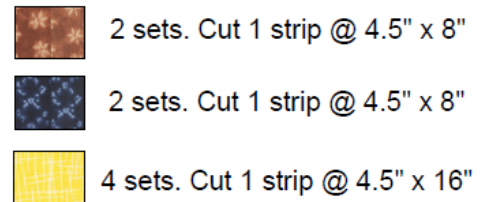
AccuQuilt

55059, 55709 or 55018 or 8" Qube Shape 2

B and BR

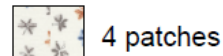
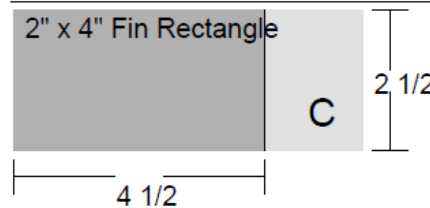
Using the Tri-Recs Tool set:

- Cut fabric strip and fold with wrong sides together.
- Use the Recs template to cut the required number of sets.



AccuQuilt

8" Qube Companion set Angles, Die #14. Place fabric wrong sides together and cut required number of sets.




AccuQuilt

55159 or 55715 or 8" Qube Shape 8


1. Using the B patches, make 2 each of the following half rectangle units:



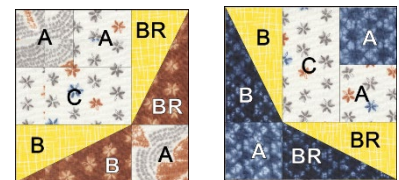
2. Using some of the A patches, make 2 each of the following units:



3 Sew a C patch to each unit in step 2.



4. Make 2 each of the following units.



5. Refer to the daigram to assemble the unit.