


Block A Day 2023

0104 – Up and Down Jelly Roll

Finished size 6"



Fabric

66 strips @ 2-1/2" x WOF (2 strips yields 4 blocks)

1/2 yd for binding

Want a different size? Take the number of blocks you need and divide by 2. That will give you the number of strips you need.

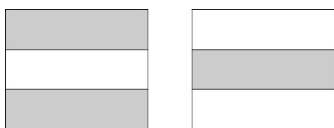
Cutting

Sort out the strips into dark and light pairs. Open the strips and stack 3 to 4 pairs or however many you are comfortable cutting at once. Make the following cuts:

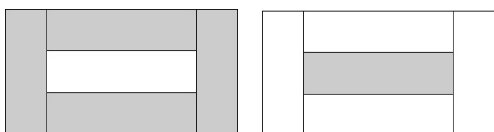
- 2 @ 6-1/2"
- 3 @ 9"

Piecing

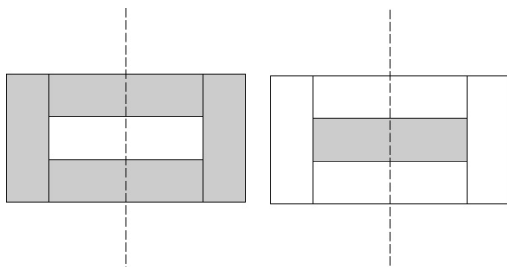
Using the 9" segments from 1 light and dark set, sew two strip sets.




Sew the 6-1/2" strips to the ends of the strip sets.



The pieces should measure 13" x 6-1/2". Cut each piece in half as shown.



Scrappy Quilt Example



Blocks set 10 x 13

Finished size approx. 60" x 78"